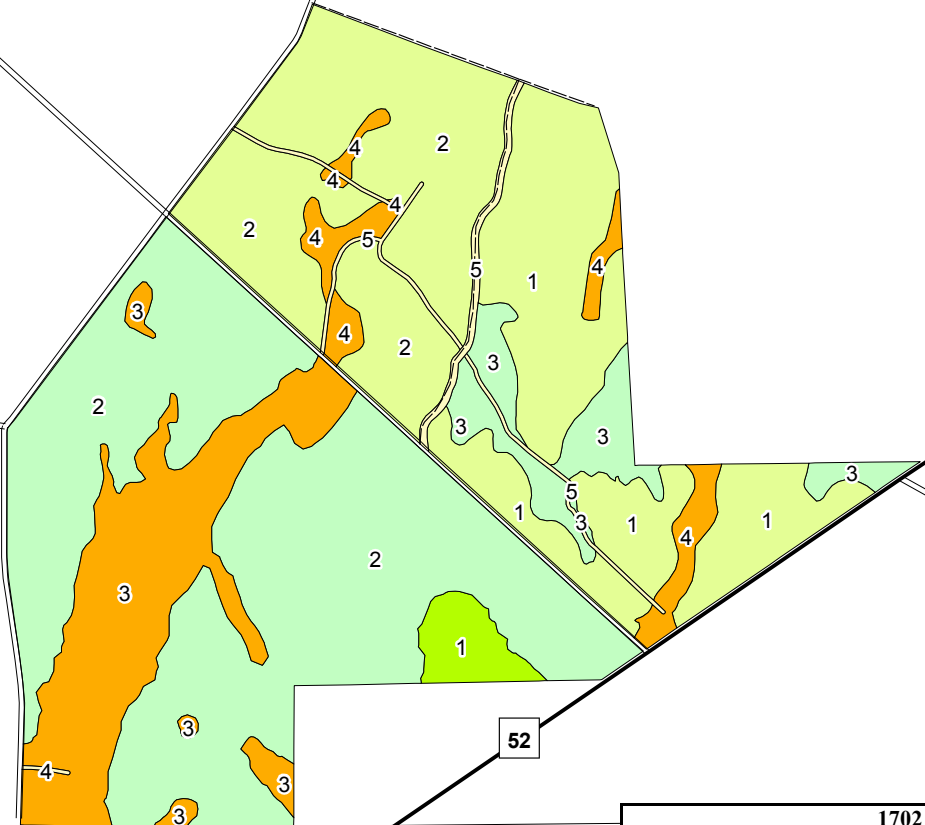


Timber Types

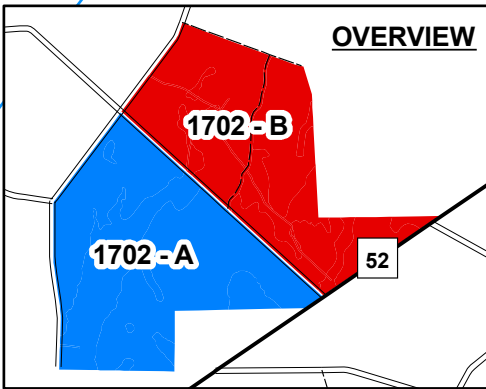
- Natural Hardwood
- Premerchantable Natural Pine
- Non-Forest
- Merchantable Planted Pine
- Premerchantable Planted Pine

180

Bethel Church (historical)



52



OVERVIEW

1702 - B

1702 - A

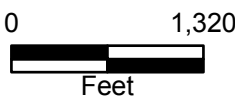
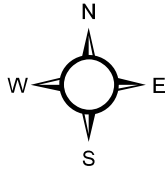
52

1702 - A				
Stand	Type	Est	Species	Acres
1	Natural Pine	1997	Loblolly	8.2
2	Planted Pine	2004	Loblolly	169.6
3	Natural Hardwood	1940	Sweetgum	57.8
4	Non-Forest			0.2
Total				235.8

1702 - B				
Stand	Type	Species	Est	Acres
1	Planted Pine	Loblolly	1982	78.5
2	Planted Pine	Loblolly	1984	84.5
3	Planted Pine	Loblolly	1997	21.5
4	Natural Hardwood	Sweetgum	1940	14.9
5	Non-Forest			6.7
Total				206.1



MILLIKEN FORESTRY COMPANY, INC.
 COLUMBIA, SOUTH CAROLINA
 Phone (803) 788-0590 Fax (803) 788-0596
 www.millikenforestry.com



Timber Type Map
 GT 1702 - A (235.75± Acres)
 GT 1702 - B (206.1± Acres)
 Georgetown County, SC
 May, 2007